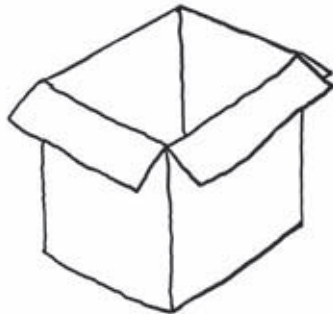


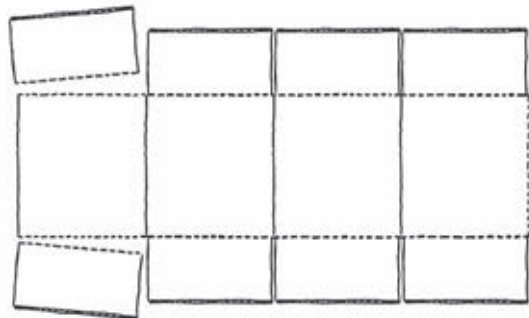
# On the Mayflower

Prop: Waves

1 use an appliance or large cardboard box

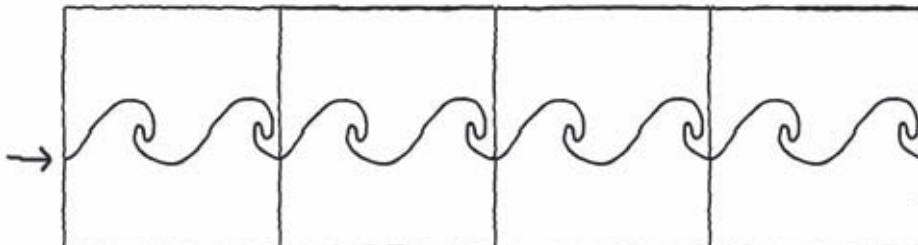


2 open, lay flat and remove top and bottom flaps



3 draw a repeating wave pattern so that you can use both top and bottom waves

4 cut along wave line



5 paint wave designs



6 2 or 4 students hold ends of waves and slide them back and forth to simulate ocean movement

