


Integration Guide



Harcourt School Publishers Storytown New York
and
Houghton Mifflin Harcourt Social Studies New York City



Copyright © Houghton Mifflin Harcourt Company. All rights reserved.

No part of this work may be reproduced or transmitted in any form or by any means, electronic or mechanical, including photocopying and recording, or by any information storage or retrieval system, without the prior written permission of Houghton Mifflin Harcourt unless such copying is expressly permitted by federal copyright law. Address requests for permission to reproduce Houghton Mifflin Harcourt material to School Permissions, Houghton Mifflin Harcourt Company, 222 Berkeley St., Boston, MA 02116.

Printed in the U.S.A.

ISBN 10: 0-547-20175-3

ISBN 13: 978-0-547-20175-7

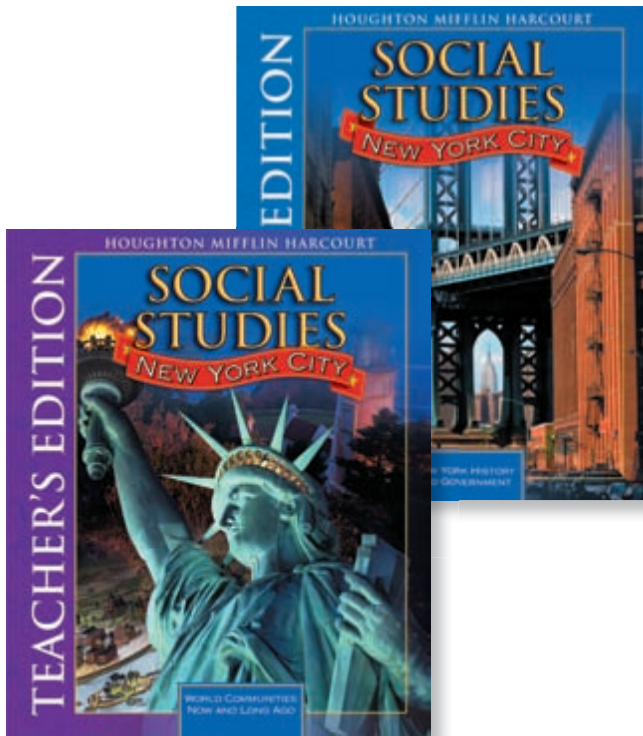
Table of Contents



Using the Integration Guide

Introduction	ii
Options: Integrating Two Days a Week	iv
Options: Integrating Three Days a Week	v
Grade 4	p. 2

Introduction



Integrate Social Studies with Reading

The **Integration Guide for Harcourt School Publishers Storytown and Houghton Mifflin Harcourt Social Studies** provides direction for integrating *Houghton Mifflin Harcourt Social Studies New York City* with *Harcourt School Publishers Storytown New York*.

Fit Social Studies Into Your Day The *Integration Guide* helps you find the time to teach Social Studies by doing the following:

- Integrating Social Studies with the Language Arts block.
- Maintaining the familiar structure of the Daily Lesson Plans in *Harcourt School Publishers Storytown New York*.
- Linking Social Studies to Reading through reading strategies and writing skills.
- **Covering all New York Standards** for English Language Arts and all Content Standards for Social Studies.



Enhance Core Reading Instruction

Use Content Area Texts The informational texts in *Houghton Mifflin Harcourt Social Studies New York City* provide opportunities to apply, extend, and enrich what you are already teaching in *Harcourt School Publishers Storytown New York*. The *Integration Guide* shows how to:

- Teach **comprehension strategies** in Reading and apply them in Social Studies.
- Teach **comprehension skills** in Reading and review them in Social Studies.
- Teach **writing and grammar** in Reading and apply them to Social Studies.

Leveled Books enhance student learning through application of skills and strategies.

Follow a Daily Plan

Three Steps Each Day Three-step lesson plans show you how to fit Social Studies in to your day, at the same time meeting your core instructional goals in Reading. Each week ends with a chance for students to “get out of the book” and explore Social Studies through hands-on activities.

- 1 **Teach Reading/Language Arts**
- 2 **Teach Social Studies**
- 3 **Apply Skills in Leveled Books**
Hands-On Activities for Social Studies

Make Weekly Choices

Flexibility The daily plans allow you to choose how to integrate Social Studies with your Reading instruction. Choose to teach Social Studies two, three, or five days a week.

Two Days a Week In addition to teaching Reading every day:

- Teach Social Studies on **Day 3**.
- Teach Social Studies and offer hands-on activities on **Day 4**.

Three Days a Week In addition to teaching Reading every day:

- Teach Social Studies on **Day 3**.
- Teach Social Studies on **Day 4**.
- Teach Social Studies and offer hands-on activities on **Day 5**.

Five Days a Week

- Teach Social Studies at the end of reading block each day.

Options

How Do I Integrate Social Studies Two Days a Week?

Day 1

Teach Reading/Language Arts

- **Skills and Strategies**
- **Language Arts** Spelling, Grammar, and Writing

Apply Skills in Leveled Books

Day 2

Teach Reading/Language Arts

- **Skills and Strategies**
- **Language Arts** Spelling, Grammar, and Writing

Apply Skills in Leveled Books

Day 3

Teach Reading/Language Arts

- **Skills and Strategies** Comprehension Skill Instruction
- **Language Arts** Spelling, Grammar, and Writing

THEN

Teach Social Studies

- **Apply Strategies and Skills** Lessons
- **Apply Writing & Language** Writing Options

Apply Skills in Leveled Books

Day 4

Teach Reading/Language Arts

- **Language Arts** Spelling, Grammar, and Writing

THEN

Teach Social Studies

- **Apply Strategies and Skills** Lessons or Skillbuilders
- **Apply Writing & Language** Writing Options

Hands-On Activities

- **Art, Music, or Drama**
- **Ongoing Writing Projects**

Day 5

Teach Reading/Language Arts

- **Language Arts** Spelling, Grammar, and Writing

Apply Skills in Leveled Books

How Do I Integrate Social Studies Three Days a Week?

Day 1

Teach Reading/Language Arts

- **Skills and Strategies**
- **Language Arts** Spelling, Grammar, and Writing

Apply Skills in Leveled Books

Day 2

Teach Reading/Language Arts

- **Skills and Strategies** Anthology Selection
- **Language Arts** Spelling, Grammar, and Writing

Apply Skills in Leveled Books

Day 3

Teach Reading/Language Arts

- **Skills and Strategies** Comprehension Skill Instruction

Teach Social Studies

- **Apply Strategies and Skills** Lessons or Skillbuilders
- **Apply Writing & Language** Writing Options

THEN

Apply Skills in Leveled Books

Day 4

Teach Reading/Language Arts

- **Language Arts** Spelling, Grammar, and Writing

THEN

Teach Social Studies

- **Apply Strategies and Skills** Lessons or Skillbuilders
- **Apply Writing & Language** Writing Options

Apply Skills in Leveled Books

Day 5

Teach Reading/Language Arts

- **Language Arts** Spelling, Grammar, and Writing

THEN

Teach Social Studies

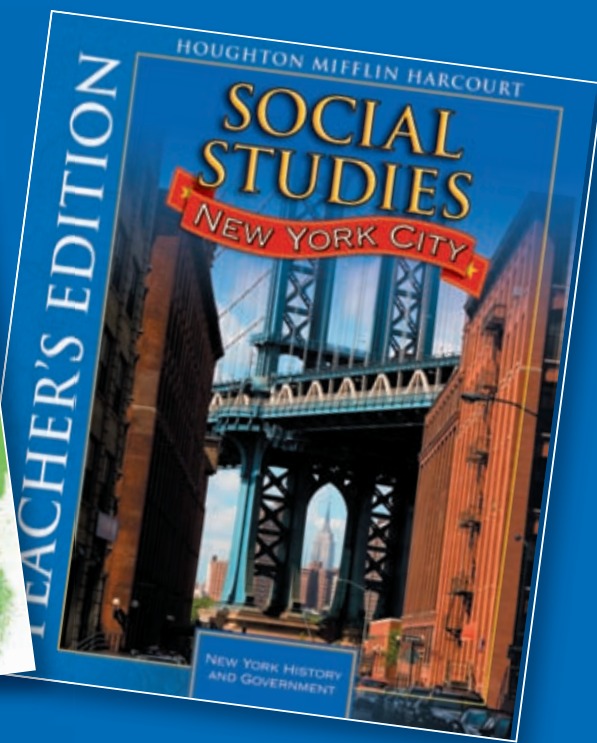

- **Apply Strategies and Skills** Lessons or Skillbuilders
- **Apply Reading/Language Arts** Building and reviewing vocabulary

Hands-On Activities

- **Art, Music, or Drama**
- **Ongoing Writing Projects**

NEW YORK CITY

Grade 4



Integrate



Theme 1: Reading/Language Arts

Lesson 1: *The Hot and Cold Summer*

Skill Character's Traits and Motivations
Strategy Use Story Structure
Writing Character Description/Voice

Lesson 2: *Mighty Jackie: The Strike-Out Queen*

Skill Character's Traits and Motivations
Strategy Use Story Structure
Writing Descriptive Paragraph/Voice

Lesson 3: *Danitra Brown Leaves Town*

Skill Compare and Contrast
Strategy Answer Questions
Writing Narrative Poem/Word Choice

Lesson 4: *Kai's Journey to Golden Mountain*

Skill Compare and Contrast
Strategy Answer Questions
Writing Journal Entry/Word Choice

Lesson 5 [Theme Review]: *Pedro Puts On a Play*

Skill Character's Traits and Motivations/Compare and Contrast
Strategy Use Story Structure/Answer Questions
Writing Revise and Publish

Unit 1: Social Studies

Unit 1 Opener

Skill Generalization, pp. 4-5,
Character's Traits and Motivations
Strategy Use Story Structure

Chapter 1: Lessons 1, 2

Chapter 1 Review

Skill Generalization, pp. 10, 13
Main Idea and Details, pp. 14, 17
Character's Traits and Motivations
Strategy Predict and Infer, p. 9
Use Story Structure
Writing Description, p. 13
Write a Paragraph, p. 23

Chapter 2: Lesson 1

Skill Compare and Contrast, p. 28
Strategy Monitor and Clarify, p. 27
Answer Questions
Writing Write a Paragraph, p. 31

Chapter 2: Lesson 2

Chapter 2 Review

Skill Main Idea and Details, pp. 36, 41
Compare and Contrast
Strategy Monitor and Clarify, p. 27
Answer Questions
Writing Write a Paragraph, p. 31
Write a Report, p. 45

Unit 1: Review for Understanding

Writing Write a Short Story, p. 48
Create a Brochure, p. 50

Theme 2: Reading/Language Arts

Lesson 6: *On the Banks of Plum Creek*

Skill Conflict and Resolution
Strategy Reread
Writing Summary/Ideas

Lesson 7: *Justin and the Best Biscuits in the World*

Skill Plot: Conflict and Resolution
Strategy Reread
Writing Narrative paragraph/Ideas

Lesson 8: *The Little Cyberpigs*

Skill Author's Purpose and Perspective
Strategy Summarize
Writing E-mail/Organization

Lesson 9: *Weaving a California Tradition*

Skill Author's Purpose and Perspective
Strategy Summarize
Writing Explanatory Paragraph/Organizaton

Lesson 10 [Theme Review]: *Emerald's Eggs*

Skill Plot: Conflict and Resolution/Author's Purpose and Perspective
Strategy Reread/Summarize
Writing Revise and Publish

Unit 2: Social Studies

Unit 2 Opener

Skill Draw Conclusions, pp. 54-55
 Conflict and Resolution
Strategy Reread

Chapter 3: Lesson 1

Skill Pose Questions, p. 57
 Draw Conclusions, p. 60
 Plot: Conflict and Resolution
Strategy Summarize, p. 59
 Reread
Writing Write a Speech, p. 63

Chapter 3: Lesson 2

Skill Main Ideas and Details, pp. 68, 73
 Author's Purpose and Perspective
Strategy Summarize, p. 59
Writing Write a Brief Description, p. 75

Chapter 3: Lesson 3

Chapter 3 Review

Skill Categorize, pp. 76, 79
 Author's Purpose and Perspective
Strategy Summarize, p. 59
Writing Describe using Primary Source, p. 81
 Write a Description, p. 85

Unit 2: Review for Understanding

Skill Plot: Conflict and Resolution/Author's Purpose and Perspective
Strategy Reread/Summarize
Writing Write a Journal, p. 88
 Write a Narrative, p. 90

Integrate



Theme 3: Reading/Language Arts

Lesson 11: *Mimicry and Camouflage*

Skill Cause and Effect
Strategy Use Graphic Organizers
Writing Cause and Effect
Paragraph/Conventions

Lesson 12: *Mountains*

Skill Cause and Effect
Strategy Use Graphic Organizers
Writing Informational Paragraph/Conventions

Lesson 13: *Fire Storm*

Skill Draw Conclusions
Strategy Monitor Comprehension: Read Ahead
Writing Letter/Sentence Fluency

Lesson 14: *The Stranger*

Skill Draw Conclusions
Strategy Monitor Comprehension: Read Ahead
Writing Pourquoi Tale/Sentence Fluency

Lesson 15 [Theme Review]: *The Adventurers*

Skill Text Structure: Cause and Effect/ Draw Conclusions
Strategy Use Graphic Organizers/ Monitor Comprehension: Read Ahead
Writing Revise and Publish

Unit 3: Social Studies

Unit 3 Opener

Skill Compare and Contrast, pp. 94-95
Cause and Effect
Strategy Use Graphic Organizers

Chapter 4: Lessons 1, 2

Skill Use a K-W-L Chart, p. 97
Draw Conclusions, pp. 100, 103
Compare and Contrast, pp. 104, 109
Cause and Effect
Strategy Predict and Infer, p. 99
Use Graphic Organizers
Writing Write a Description, pp. 103

Chapter 4: Lesson 3

Chapter 4 Review

Skill Use a K-W-L Chart, p. 97
Main Ideas and Details, pp. 112, 115
Draw Conclusions
Strategy Predict and Infer, p. 99
Monitor Comprehension: Read Ahead
Writing Write an Editorial, p.119

Chapter 5: Lessons 1, 2

Chapter 5 Review

Skill Connect Ideas, p. 121
Cause and Effect, pp. 124, 127
Classify, pp. 132, 137
Draw Conclusions
Strategy Question, p. 123
Monitor Comprehension: Read Ahead
Writing Write a one-page Story, p. 129
Write a Speech, p. 139
Write a Story, p. 141

Unit 3: Review for Understanding

Writing Write a Letter, p. 144
Write a Scene, p. 146

Theme 4: Reading/Language Arts

Lesson 16: *So You Want to Be an Inventor?*

Skill Fact and Opinion
Strategy Monitor Comprehension: Adjust Reading Rate
Writing How-To Paragraph/Voice

Lesson 17: *Just Like Me*

Skill Fact and Opinion
Strategy Monitor Comprehension: Adjust Reading Rate
Writing Autobiographical Composition/Voice

Lesson 18: *Hewitt Anderson's Great Big Life*

Skill Theme
Strategy Monitor Comprehension: Self-Correct
Writing Persuasive Paragraph/Ideas

Lesson 19: *Juan Verdes: The Man Who Couldn't Tell a Lie*

Skill Theme
Strategy Monitor Comprehension: Self-Correct
Writing Fable/Ideas

Lesson 20 [Theme Review]: *Case of the Too-Hot Apple Cider*

Skill Fact and Opinion/ Theme
Strategy Monitor Comprehension: Adjust Reading Rate /Monitor Comprehension: Self-Correct
Writing Revise and Publish

Unit 4: Social Studies

Unit 4 Opener

Skill Main Idea and Details, pp. 150-151
 Fact and Opinion
Strategy Monitor Comprehension: Adjust Reading Rate

Chapter 6: Lesson 1

Skill Use Visuals, p. 153
 Main Idea, pp. 156, 159
 Fact and Opinion
Strategy Summarize, p. 155
 Monitor Comprehension: Adjust Reading Rate
 Summarize p.59
Writing Write a Speech, p. 159
 Write a News Article, p. 161

Chapter 6: Lesson 2

Skill Problem and Solution, pp. 164, 167
 Theme
Strategy Summarize, p. 155
 Monitor Comprehension: Self-Correct
Writing Write a Short Song, p. 171

Chapter 6 Review

Skill Theme
Strategy Monitor Comprehension: Self-Correct
Writing Write a Letter, p.175

Unit 4: Review for Understanding

Skill Fact and Opinion/ Theme
Strategy Monitor Comprehension: Adjust Reading Rate /Monitor Comprehension: Self-Correct
Writing Write a Story, p. 178
 Write an Oral Report, p. 180

Integrate



Theme 5: Reading/Language Arts

Lesson 21: *Because of Winn-Dixie*

Skill Character Setting and Plot
Strategy Use Story Structure
Writing Narrative Paragraph/Word Choice

Lesson 22: *My Diary from Here to There*

Skill Character Setting and Plot
Strategy Use Story Structure
Writing Diary Entry/ Word Choice

Lesson 23: *The Cricket in Time Square*

Skill Story Events
Strategy Monitor Comprehension: Ask Questions
Writing Adventure Scene/Conventions

Lesson 24: *Mangrove Wilderness*

Skill Sequence
Strategy Monitor Comprehension: Ask Questions
Writing Descriptive Paragraph/Conventions

Lesson 25 [Theme Review]: *Welcome to Chinatown*

Skill Character Setting and Plot/Story Events/Sequence
Strategy Use Story Structure/Monitor Comprehension: Ask Questions
Writing Revise and Publish

Unit 5: Social Studies

Unit 5 Opener

Chapter 7: Lessons 1, 2

Skill Cause and Effect, pp. 184-185, 187, 190, 195
Sequence, pp. 196, 199
Character Setting and Plot
Strategy Monitor and Clarify, p. 189
Use Story Structure
Writing Write a Speech, p. 199

Chapter 7: Lesson 3

Chapter 7 Review

Skill Compare and Contrast, pp. 200, 203
Character Setting and Plot
Strategy Monitor and Clarify, p. 189
Use Story Structure
Writing Write a Letter, p. 203
Write a Description, p. 205
Write a Story, p. 209

Chapter 8: Lesson 1, 2

Skill Vocabulary, pp. 211-212
Cause and Effect, pp. 222, 227
Draw Conclusions, pp. 214, 219
Story Events
Strategy Predict and Infer, p. 213
Monitor Comprehension: Ask Questions
Writing Write a Paragraph, p. 229

Chapter 8: Lesson 3

Chapter 8 Review

Skill Draw Conclusions, pp. 230, 235
Sequence
Strategy Predict and Infer, p. 213
Monitor Comprehension: Ask Questions
Writing Write a Letter, p. 237
Write a Story, p. 239

Unit 5: Review for Understanding

Skill Character Setting and Plot/Story Events/Sequence
Strategy Use Story Structure/Monitor Comprehension: Ask Questions
Writing Write a Journal Entry, p. 242
Write a Report, p. 244

Theme 6: Reading/Language Arts

Lesson 26: *Dragons and Dinosaurs*

Skill Main Ideas and Details
Strategy Summarize
Writing Summary/Sentence Fluency

Lesson 27: *Grand Canyon: A Trail Through Time*

Skill Main Idea and Details
Strategy Summarize
Writing Explanatory Essay/Sentence Fluency

Lesson 28: *The Bunyans*

Skill Figurative Language
Strategy Monitor Comprehension: Reread
Writing Tall Tale/Organization

Lesson 29: *John Muir and Stickeen: A Narrative Adventure with a No-Good Dog*

Skill Figurative Language
Strategy Monitor Comprehension: Reread
Writing Biography/Organization

Lesson 30 [Theme Review]: *Discovering the Atocha*

Skill Main Ideas and Details/Figurative Language
Strategy Summarize/Monitor Comprehension: Reread
Writing Revise and Publish

Unit 6: Social Studies

Unit 6 Opener

Skill Summarize, p. 248-249
 Main Ideas and Details

Chapter 9: Lessons 1, 2

Skill Skim and Scan, p. 251
 Summarize, pp. 254, 257
 Categorize, pp. 260, 263
 Main Idea and Details
Strategy Question, p. 253
 Summarize
Writing Write a Paragraph, p. 259

Chapter 9: Review

Skill Figurative Language
Strategy Monitor Comprehension: Reread Writing
Writing Write a Letter, p. 269

Chapter 10: Lessons 1, 2

Skill Make an Outline, p. 271
 Compare and Contrast, pp. 274, 277
 Main Idea and Details, pp. 280, 283
 Figurative Language
Strategy Summarize, p. 273
 Monitor Comprehension: Reread

Chapter 10 Unit 6: Review for Understanding

Skill Main Ideas and Details/Figurative Language
Strategy Summarize/Monitor Comprehension: Reread
Writing Write a Persuasive Essay p. 287
 Make a Brochure p. 290
 Write a Skit p. 292

