


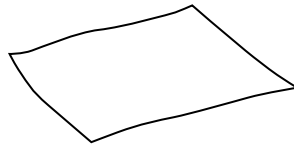
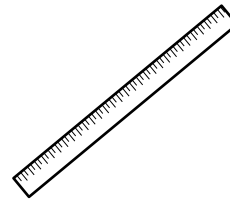

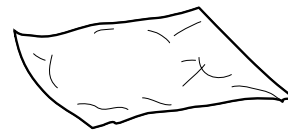
Section 1 **Assessment**, Page 1



1 What Is It?



2 Will the Force Go Through?

**Thick book****Paper****Ruler****Desk****Tissue****Foil**

Directions: 1. Have students write the name of the object pictured. 2. Have students circle the objects that the force will go through.

Section 1 **Assessment**, Page 2



3 Will It Stick to a Magnet?

A large, empty rectangular box with a black border, intended for students to draw objects they think will stick to a magnet.A second large, empty rectangular box with a black border, identical to the first one, for drawing objects.

Directions: 3. Have students draw two objects in the classroom they think will stick to a magnet. Have them test the objects with their magnet, then circle the objects that stick to the magnet.