


# Section 2 **Assessment**, Page 1



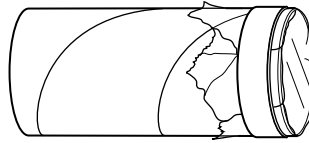
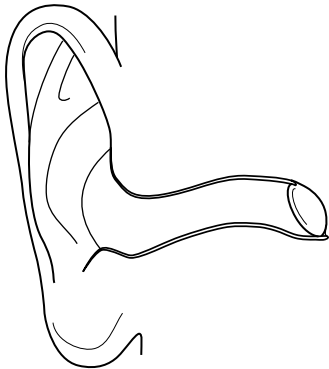
## 1 Where Is It?

Vocal Chords

Eardrum



## 2 Ear and Kazoo

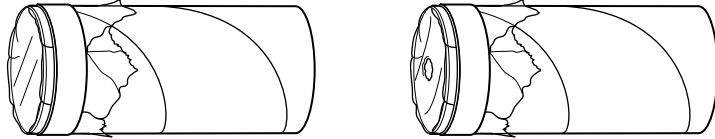


**Directions:** **1.** Have students draw lines between the vocabulary words and their location on the body. **2.** Have students color the ear canal in red and the eardrum in blue. Then have them use the same colors to show which parts of the model represent which parts of the ear.

# Section 2 **Assessment**, Page 2



## **3** Which Kazoo Makes Noise?



**Directions: 3.** Have students circle the kazoo that makes a loud noise when they hum into it. Have them draw an “X” through the kazoo that does not make a loud noise.