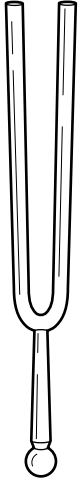


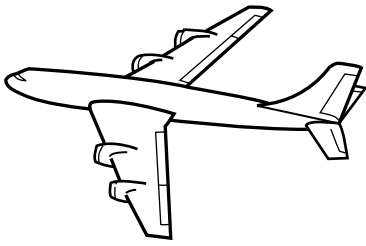


Section 1 Assessment

1 Is It Vibrating?



2 Loud or Soft?



3 High or Low?

High

Low

High

Low

Directions: 1. Have students circle the object that is vibrating. 2. Have students draw an “L” on the object that makes a loud sound, an “S” on the object that makes a soft sound, and an “X” through the object that makes no sound. 3. Have students listen to each xylophone note and circle the correct word to show whether the sound was high or low.