



# Section 4 Assessment, Page 1



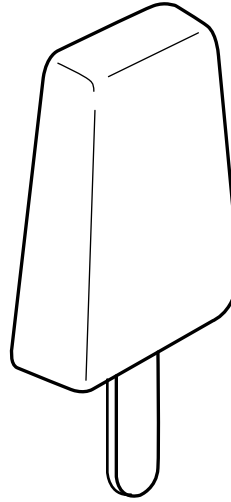
## 1 Is It Frozen?



Water






Ice cube



Popsicle

## 2 How Does Water Freeze?

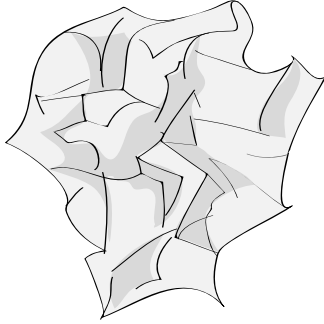


**Directions:** 1. Have students write “F” on the pictures of objects that are frozen. 2. Have students write “1,” “2,” or “3” on the pictures to show the order in which the bag of water freezes.


# Section 4 **Assessment**, Page 2



## **3** Which Ones Keep Heat Out?



**Newspaper**



**Ice cube**




**Paper clip**



**Paper towel**



**Foam**



**Water**

**Directions: 3.** Have students circle all the materials that can be used as insulators.