
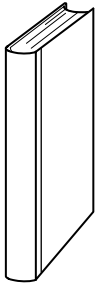
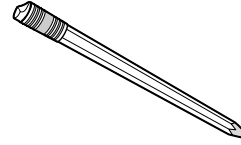



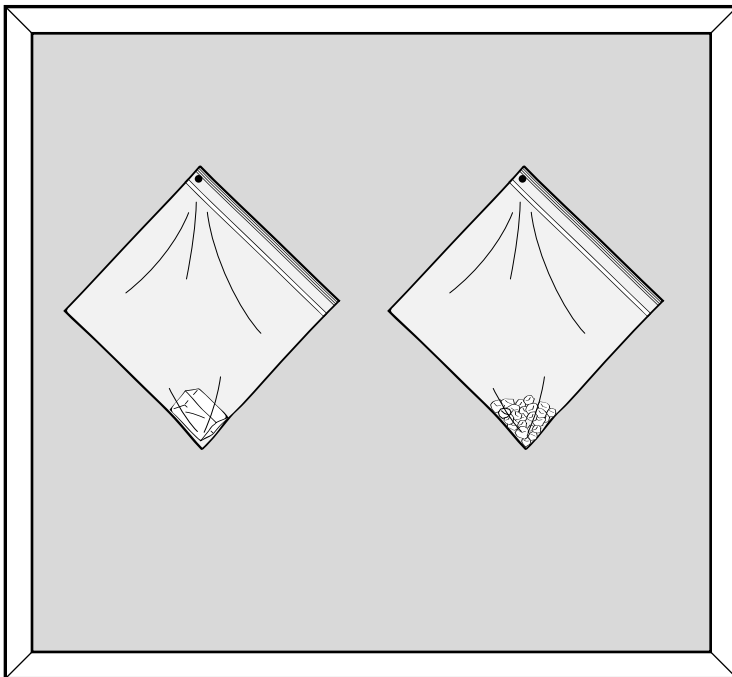
Section 3 Assessment, Page 1



1 Solid or Liquid?



2 Which Will Melt Faster?




Directions: 1. Have students write “S” on the solids and “L” on the liquids. 2. Have students circle the bag of ice that will melt faster.


Section 3 **Assessment**, Page 2



3 Which Ice Cube Melted First?



Hot



Cold

What makes things melt?

Directions: 3. Have students place an ice cube in each cup. After a few minutes, have them circle the cup in which the ice cube melted faster. Then have them answer the question.