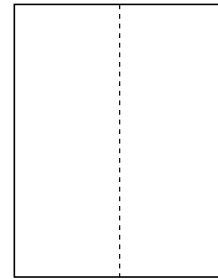


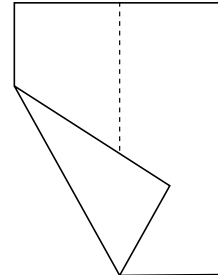
How to Make a Glider



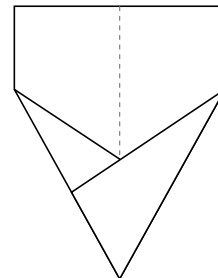
Step 1: Fold a piece of paper in half as shown.



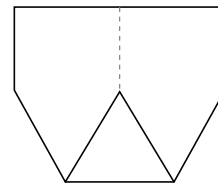
Step 2: Then fold down a flap as shown.



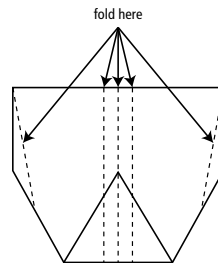
Step 3: Fold down the other flap.



Step 4: Turn the plane over and fold the nose of the plane up.



Step 5: Crease the plane along the middle again. Then fold along the dotted lines as shown. The end flaps of the wings should point downward.



Finished Glider

