

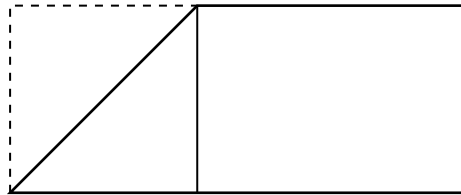
How to Make a Dart Plane

STUDENT RESOURCE 5.3
INFORMATION SHEET

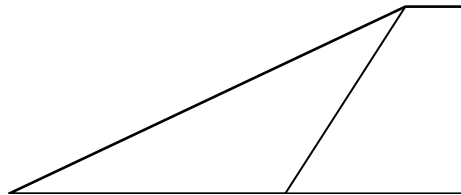
Step 1: Fold a piece of paper in half as shown.




Step 2: Then fold the short edge of one side down to the first fold. Do this for both sides.



Step 3: Fold down the new flap to the center crease again.



Step 4: Fold one more time.



Step 5: Hold the plane in the middle and fold out the wings.



Finished Dart Plane

