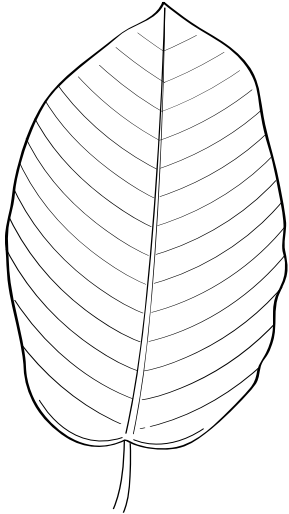


Looking at Leaves




Examine the pattern of veins in each of your leaves. Classify the leaf in one of the three categories below.



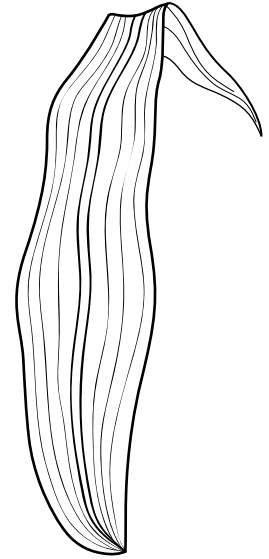
Pinnate Pattern

This pattern has one main vein with smaller veins branching off it.



Palmate Pattern

This pattern has several veins that branch out from the base of the leaf like fingers on a hand.



Parallel Pattern

This pattern has veins that run parallel to each other.