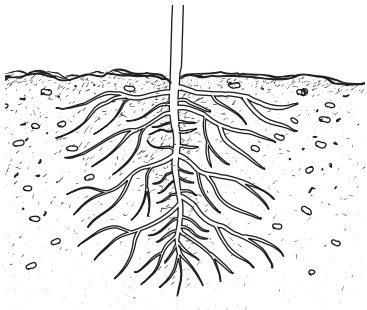




Test Practice

Choose the correct answer.


1. In which plant part do seeds form?



(A)



(B)



(C)

2. What might cause one plant to grow tall and another to die?

gravity

(A)

fruit

(B)

environment

(C)

3. What is the stage that comes next after this stage?

egg

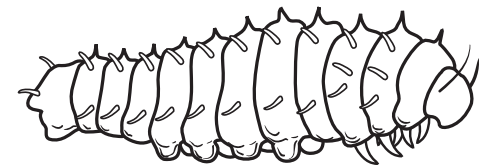
(A)

adult

(B)

pupa

(C)



S2L1c

S2L1c

S2L1a