

# Spelling Newsletter






for Students and Their Families

## Getting Started

This year your child is using *Houghton Mifflin Spelling and Vocabulary*. Units 1 through 3, the Back to School units, introduce children to the letters of the alphabet and their corresponding consonant and vowel sounds. In Unit 1 your child will learn the consonants *b, c, d, f, g, h, j, k, l, m, n, p, q, r, s, t, v, w, y,* and *z* and the letter sounds associated with these consonants. In Unit 2, your child will learn the short vowels *a, e, i, o,* and *u* and their sounds. In both Units 2 and 3, your child will practice identifying the letters that spell beginning, middle, and ending sounds in words such as *mop* and *can*.

## Family Activity

Cut out the short-vowel letter cards below with your child. Place the cards face-up on a flat surface. Choose a word from the box to the right and say, "What letter spells the sound you hear in the middle of this word: (Say a word.?)" Have your child identify and name the vowel. Then have him or her spell the word you read aloud.



nut  
bag  
dad  
yes  
map  
fin  
run  
jam  
zip  
rip  
hot  
web  
leg