

**Spelling
Game****Tick-Tack-Spell**

Players: any number of pairs


You need: Tick-Tack-Spell board (copy page 155 for each pair of players), two crayons of different colors

How to play: Provide each pair of players with a Tick-Tack-Spell board and two crayons of different colors.

1. The first player chooses a square and uses a crayon to add the missing letters to spell the pictured word.
2. The second player chooses another square and uses a different-colored crayon to write the missing letters.
3. Players take turns choosing squares and completing words. The first player to correctly spell words for three squares in a row (down, across, or diagonally) wins the game.




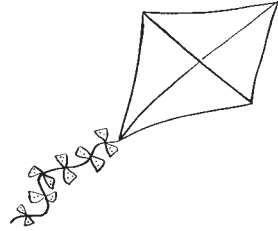





Children can use the word lists in their spelling book to check each other's spelling.

Other ways to play this game: Use a timer, and have children race to see who can win in the least amount of time.



Spelling Game

Tick-Tack-Spell

 <p>pa _____</p>	 <p>b _____ k _____</p>	 <p>f _____ t _____</p>
 <p>k _____ t _____</p>	 <p>tr _____</p>	 <p>g _____ m _____</p>
 <p>b _____ n _____</p>	 <p>h _____ m _____</p>	 <p>f _____ v _____</p>