

Spelling Game

Word Rummy


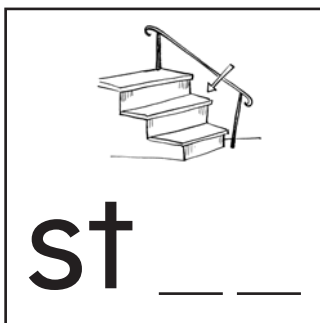

Players: 2–4

You need: 2 sets of Word Rummy cards (copy, mount on tagboard, and cut out the cards on pages 116 and 117)

How to play: Display the cards, and tell children that some cards show a picture of a word from Units 13 through 17 along with the first letter or letters that name the picture. The other cards show the missing letters.

1. One player shuffles the cards, deals one card to each player, and places the remaining cards face down in a pile.
2. Players take turns drawing one card from the pile. If players can form a word by matching a card they draw with one they already hold, they put the cards together on the table.

Play continues until all the cards have been pulled from the pile. The player who has made the most pairs wins. You may wish to add new cards for other words from Units 13 through 17. Children may also want to color the cards.



Spelling Game

Word Rummy

in


ag

ed


ell

ap

est



n _ _ _



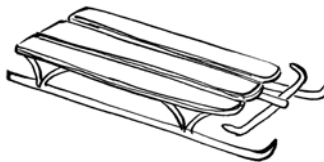
w _ _ _



tr _ _



gr _ _



sl _ _



fl _ _