





Dear Family,

Your child is beginning a new unit in geometry. In this unit, children will be learning about shapes that have four sides. Shapes with four sides are called *quadrilaterals*.

These are examples of quadrilaterals:



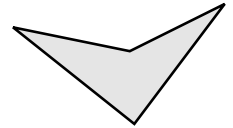
square



rectangle



parallelogram



quadrilateral

square: It has four square corners and four sides of equal length.


rectangle: It has four square corners and opposite sides of equal length.

parallelogram: It has two pairs of parallel sides.

quadrilateral: It has four sides.

Some shapes can be described by more than one of these terms.

In this unit, your child will learn to identify all of the terms that can be used to describe a quadrilateral. For example, your child will be asked to mark each term that identifies a particular shape.



quadrilateral

quadrilateral

quadrilateral

quadrilateral

parallelogram

parallelogram

parallelogram

parallelogram

rectangle

rectangle

rectangle

rectangle

square

square

square

square

If you have any questions or comments, please call or write to me.
Thank you.

Sincerely,
Your child's teacher