

Hands On: Explore Perimeter

CA Standards
KEY MG 1.3, MG 1.1

Perimeter is the distance around a figure.

Example

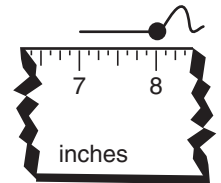
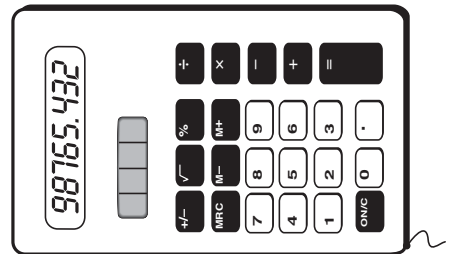
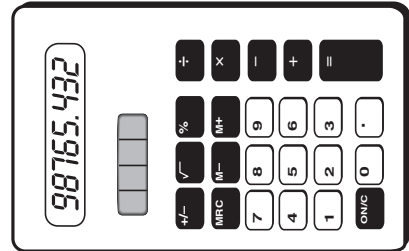
Measure the perimeter of the calculator.

Step 1: Think: The distance around the calculator is about how many inches?

Step 2: Place a string around the edge of the calculator. Mark the string where it meets the other end.

Step 3: Measure the length of the string. Line up the left end of the ruler with one end of the string. Find the inch mark on the ruler that is closest to the other end of the string.

Solution: The perimeter of the calculator is 8 inches.



Complete the chart below. Choose three objects in the room. Estimate the perimeter of each object. Record your estimates. Then measure each object to the nearest inch.

	Object	Estimate	Measurement
1.			
2.			
3.			
4.			



Writing Math Jim measured the perimeter of a sheet of paper by running a string around two sides and marking a spot at the end. He measured the string. What did he do wrong?