
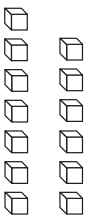


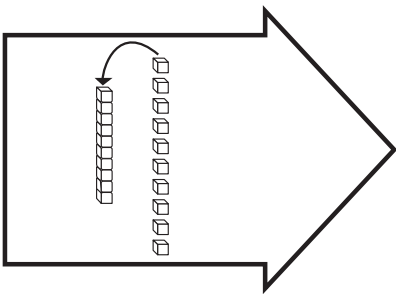
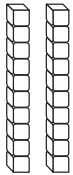









Add Tens and Ones

CA Standard
KEY NS 2.2

When you have 10 or more ones, you need to regroup.

<p>Step 1</p> <p>Here is one way to show 23.</p> <table border="1" style="width: 100%; border-collapse: collapse; margin: 10px 0;"> <thead> <tr> <th style="width: 50%;">Tens</th> <th style="width: 50%;">Ones</th> </tr> </thead> <tbody> <tr> <td style="text-align: center;"></td> <td style="text-align: center;"></td> </tr> <tr> <td style="text-align: center;">1 ten</td> <td style="text-align: center;">13 ones</td> </tr> </tbody> </table>	Tens	Ones			1 ten	13 ones	<p>Step 2</p> <p>There are 13 ones. Regroup 10 ones as 1 ten.</p> 	<p>Step 3</p> <p>Here is another way to show 23.</p> <table border="1" style="width: 100%; border-collapse: collapse; margin: 10px 0;"> <thead> <tr> <th style="width: 50%;">Tens</th> <th style="width: 50%;">Ones</th> </tr> </thead> <tbody> <tr> <td style="text-align: center;"></td> <td style="text-align: center;"></td> </tr> <tr> <td style="text-align: center;">2 tens</td> <td style="text-align: center;">3 ones</td> </tr> </tbody> </table>	Tens	Ones			2 tens	3 ones
Tens	Ones													
														
1 ten	13 ones													
Tens	Ones													
														
2 tens	3 ones													

Use Workmat 3 with  and .

Write the tens and ones. Write the number.

1. 2 tens 15 ones  _____ tens _____ ones

2. 3 tens 12 ones  _____ tens _____ ones

3. 4 tens 10 ones  _____ tens _____ ones



Writing and Reasoning When I add 2 single-digit whole numbers and I have to regroup, why will I have only 1 ten? Explain.
