

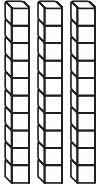







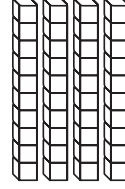











Name _____ Date _____

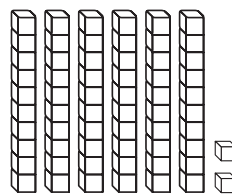
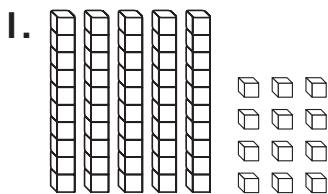
Regroup Tens or Ones

CA Standards
KEY NS 1.1, MR 1.2

When you have 10 or more ones, you need to regroup.
Use Workmat 3 with  and .

<p>Step 1</p> <p>Show 42 as 3 tens 12 ones.</p> <div style="border: 1px solid black; padding: 5px; margin: 10px 0;"> <table style="width: 100%; border-collapse: collapse;"> <thead> <tr> <th style="width: 50%; border: 1px solid black;">Tens</th> <th style="width: 50%; border: 1px solid black;">Ones</th> </tr> </thead> <tbody> <tr> <td style="border: 1px solid black; text-align: center;"></td> <td style="border: 1px solid black; text-align: center;"></td> </tr> </tbody> </table> </div>	Tens	Ones			<p>Step 2</p> <p>There are 12 ones. Regroup 10 ones as 1 ten.</p> <div style="border: 1px solid black; padding: 5px; margin: 10px 0;"> <table style="width: 100%; border-collapse: collapse;"> <thead> <tr> <th style="width: 50%; border: 1px solid black;">Tens</th> <th style="width: 50%; border: 1px solid black;">Ones</th> </tr> </thead> <tbody> <tr> <td style="border: 1px solid black; text-align: center;"></td> <td style="border: 1px solid black; text-align: center;"></td> </tr> </tbody> </table> </div>	Tens	Ones			<p>Step 3</p> <p>This shows 42 as 4 tens and 2 ones.</p> <div style="border: 1px solid black; padding: 5px; margin: 10px 0;"> <table style="width: 100%; border-collapse: collapse;"> <thead> <tr> <th style="width: 50%; border: 1px solid black;">Tens</th> <th style="width: 50%; border: 1px solid black;">Ones</th> </tr> </thead> <tbody> <tr> <td style="border: 1px solid black; text-align: center;"></td> <td style="border: 1px solid black; text-align: center;"></td> </tr> </tbody> </table> </div>	Tens	Ones		
Tens	Ones													
														
Tens	Ones													
														
Tens	Ones													
														

Use Workmat 3 with  and . Show the tens and ones.
Write the number.



5 tens and 12 ones

Regroup \rightarrow _____ tens _____ ones

2. 3 tens and 16 ones

Regroup \rightarrow _____ tens _____ ones

3. 7 tens and 19 ones

Regroup \rightarrow _____ tens _____ ones



Writing and Reasoning What does it mean to regroup 15 ones?
