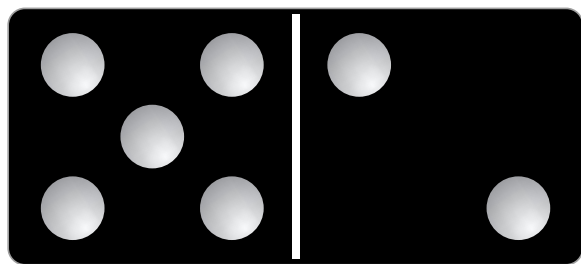


add



$$5 + 2 = 7$$

addend

$$5 + 6 = 11$$



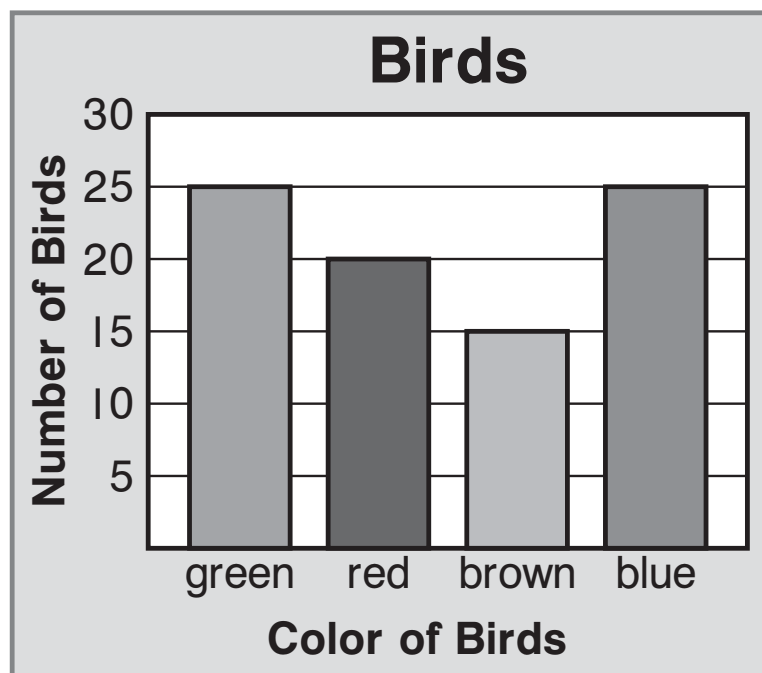
addends

after

98, 99

99 is after 98.

bar graph

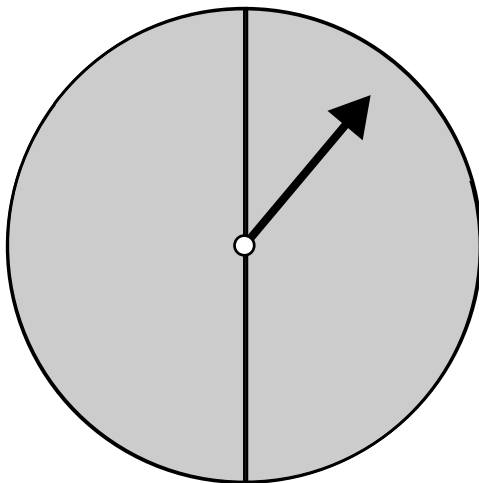


before

31, 32

31 is before 32.

certain



It is certain the spinner will point to gray.

data

Favorite Snacks

| | |
|----------|-----------------|
| cheese | |
| pretzels | |

5 choose pretzels.

3 choose cheese.

difference

$$11 - 3 = 8$$

↑
difference

$$\begin{array}{r} 11 \\ - 3 \\ \hline 8 \end{array}$$

doubles facts

Both addends are the same.

These are doubles facts.

$$4 + 4 = 8 \quad 5 + 5 = 10$$

$$6 + 6 = 12 \quad 8 + 8 = 16$$

doubles-plus-one facts

These are doubles-plus-one facts.

$4 + 5 = 9$

$5 + 4 = 9$

$5 + 6 = 11$

$6 + 5 = 11$

$8 + 9 = 17$

$9 + 8 = 17$

equal sign

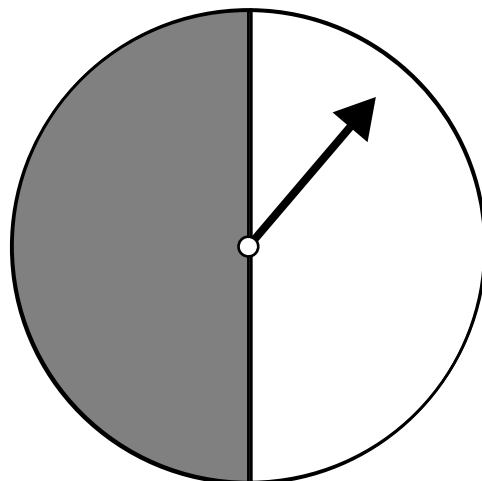
(=)

$$4 + 7 = 11$$



equal sign

equally likely



The spinner is equally likely to land on white or gray.

estimate

An estimate is an answer that is close to an exact amount.

$$\begin{array}{r} 28 \longrightarrow 30 \\ + 23 \longrightarrow + 20 \\ \hline \end{array} \quad \begin{array}{r} 50 \text{ estimate} \end{array}$$

fact family



| Workmat 3 | |
|-------------|-----------|
| Whole 16 | |
| Part 7 | Part 9 |

$$\text{Whole} = 16$$

$$\text{Part} = 7$$

$$\text{Part} = 9$$

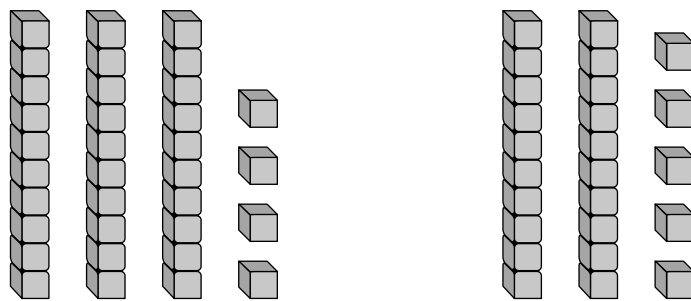
fewer



There are fewer  than .

greater than

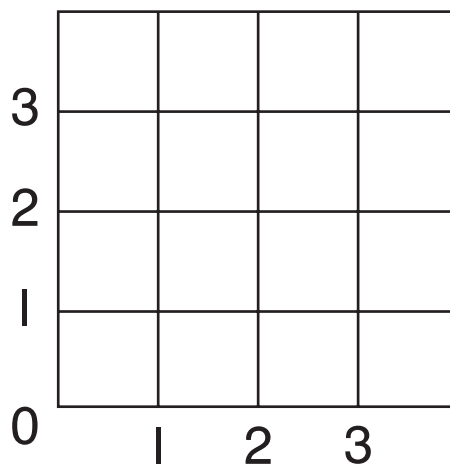
(>)



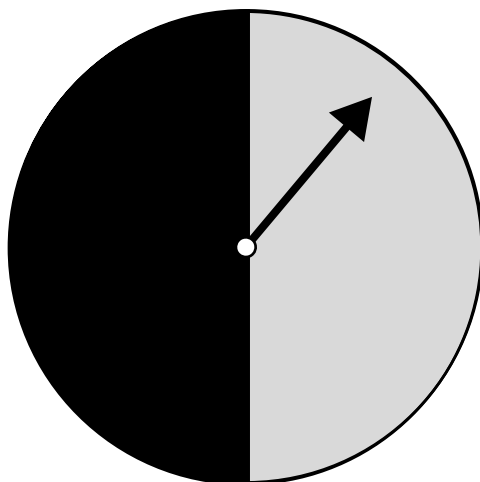
$$34 > 25$$

34 is greater than 25.

grid

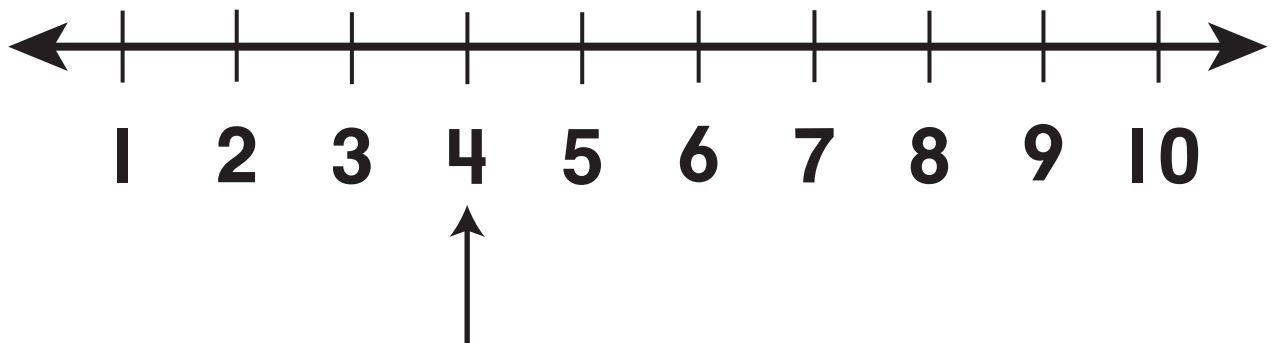


impossible



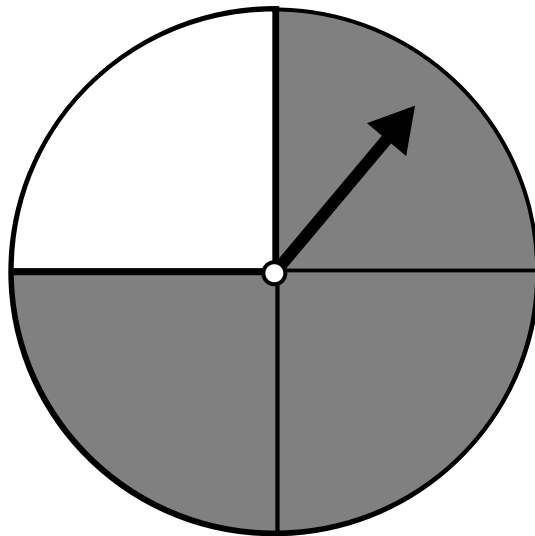
It is impossible that the spinner will point to white.

less



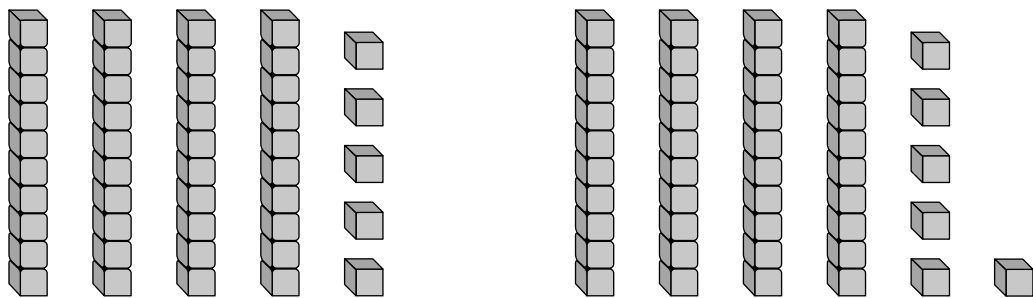
4 is one less than 5.

less likely



The spinner is less likely to land on white.

less than ($<$)

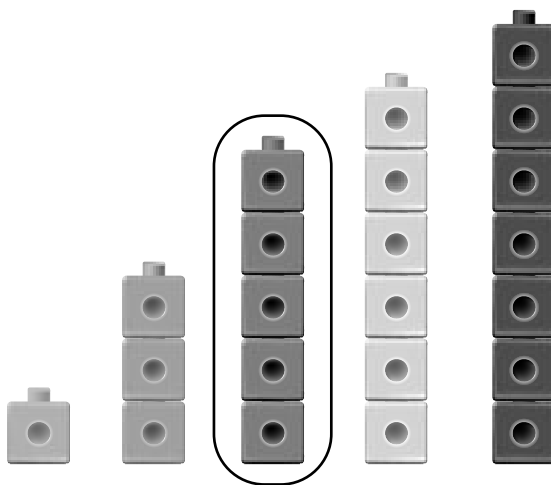


$$45 < 46$$

45 is less than 46.

median

The middle number when numbers are arranged from least to greatest.





mode

the number that appears most often in a set of data

3 4 5 4 5 4 2

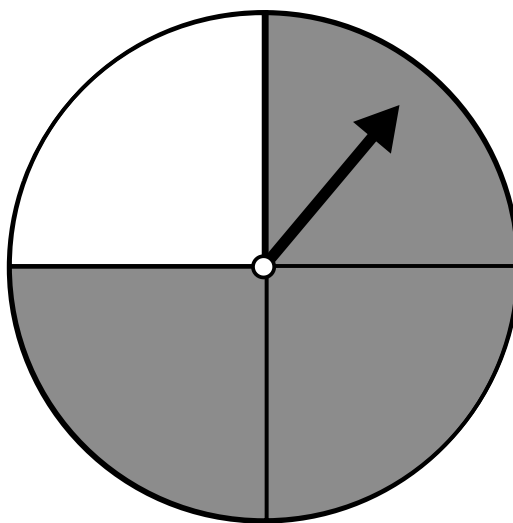
4 is the mode.

more



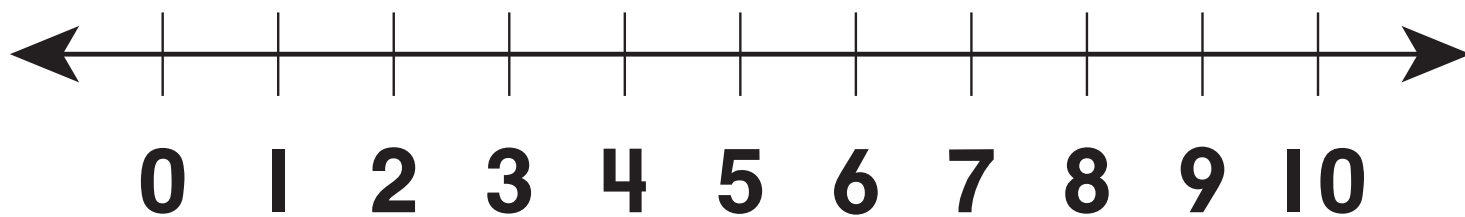
There are more  than .

more likely



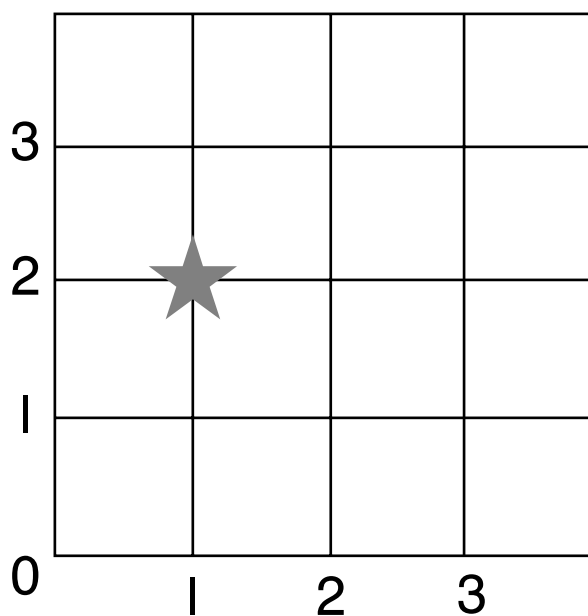
The spinner is more likely to land on gray.

number line



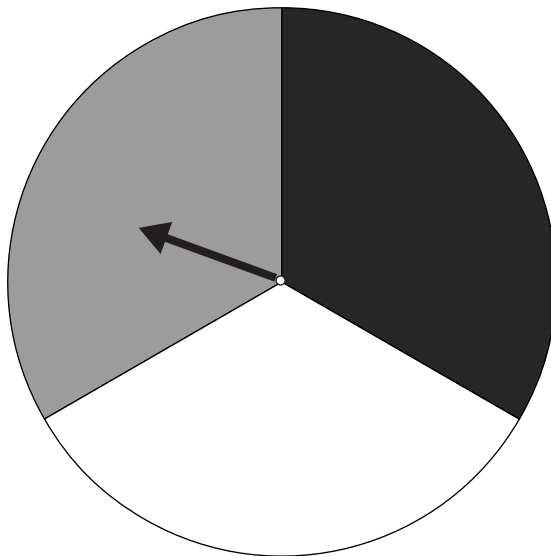
ordered pair

An ordered pair names points on a grid.



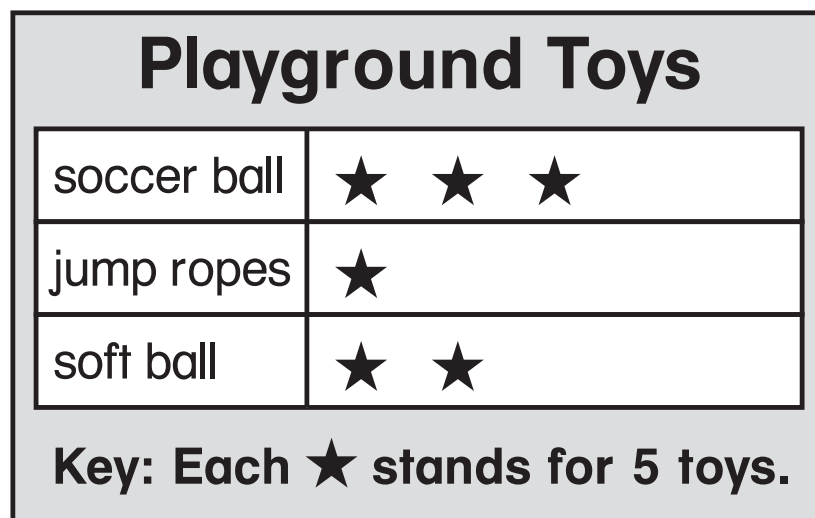
The ★ is at (1, 2).

outcome



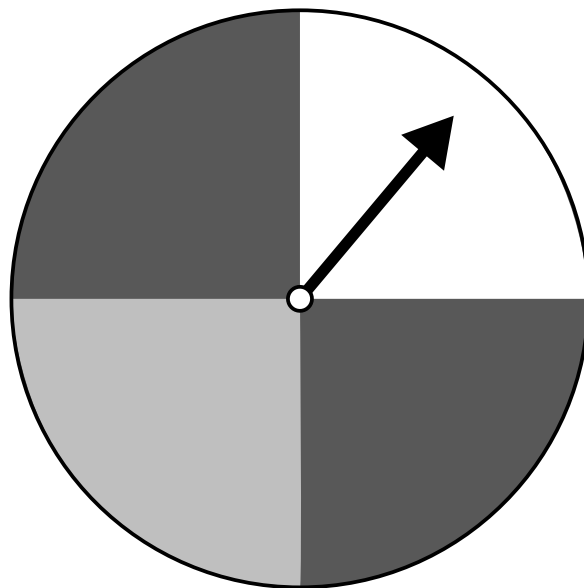
When you spin the spinner, the outcome can be white, gray, or black.

pictograph

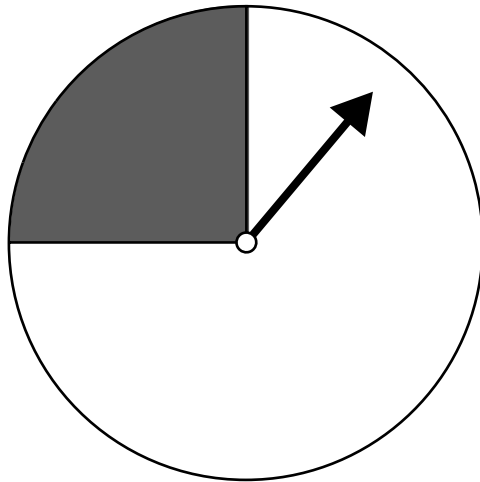


predict

to tell what you think will happen



probable



It is probable the spinner will point to white.

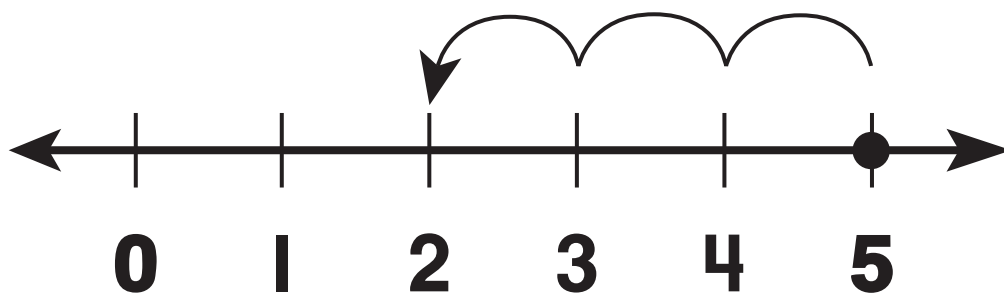
range

the difference between the least
and greatest number in a set of data

1 4 3 1 3 2 5

$$\begin{array}{ccccccc} \mathbf{5} & \mathbf{-} & \mathbf{1} & \mathbf{=} & \mathbf{4} & & \\ \uparrow & & \uparrow & & \uparrow & & \\ \text{greatest} & & \text{least} & & \text{range} & & \end{array}$$

subtract



$$5 - 3 = 2$$

sum

$$4 + 3 = 7$$

↑
sum

$$\begin{array}{r} 4 \\ + 3 \\ \hline 7 \end{array}$$

→

survey

Ask a question of several people and record their answers.

| What sport do you like more? | |
|-------------------------------------|--|
| Soccer | |
| Baseball | |

symbol

| Playground Toys | |
|------------------------|-------|
| soccer ball | ★ ★ ★ |
| jump ropes | ★ |
| soft ball | ★ ★ |

Key: Each ★ stands for 5 toys.

The ★ is a symbol that represents 5 toys.

tally marks



stands for 1.



stands for 5.