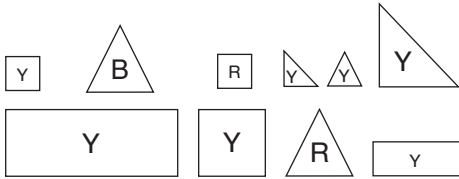


# Challenge

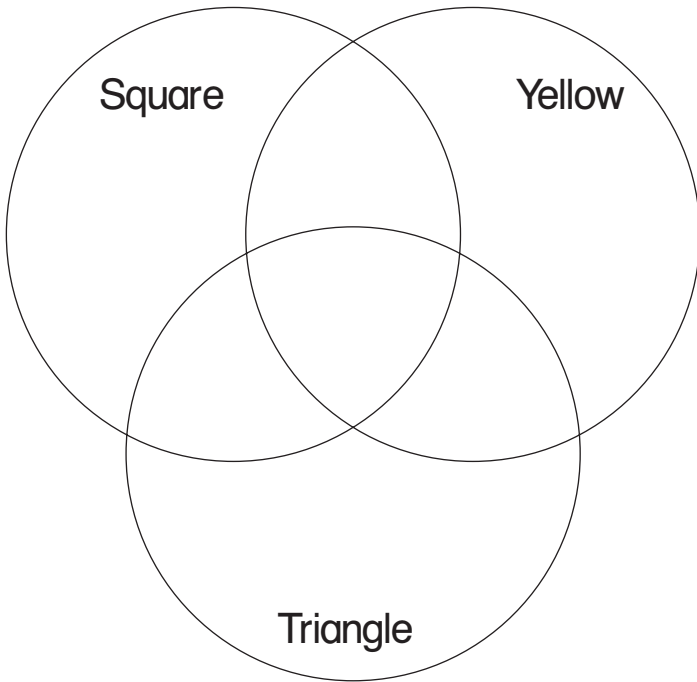
## Venn Diagrams

A Venn diagram is used to sort shapes.



R means red.  
B means blue.  
Y means yellow.

- The sorting rule is square, yellow, and triangle. Draw and color to show how you could sort the shapes above into the Venn diagram.



- Extend It** On a separate sheet of paper use a different rule to sort another set of shapes in a Venn diagram. On the lines below, explain how you sorted your shapes.

---



---

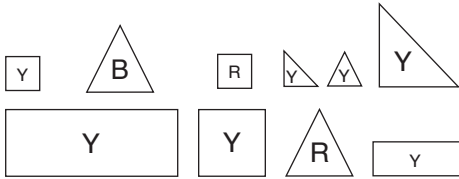


---

# Challenge

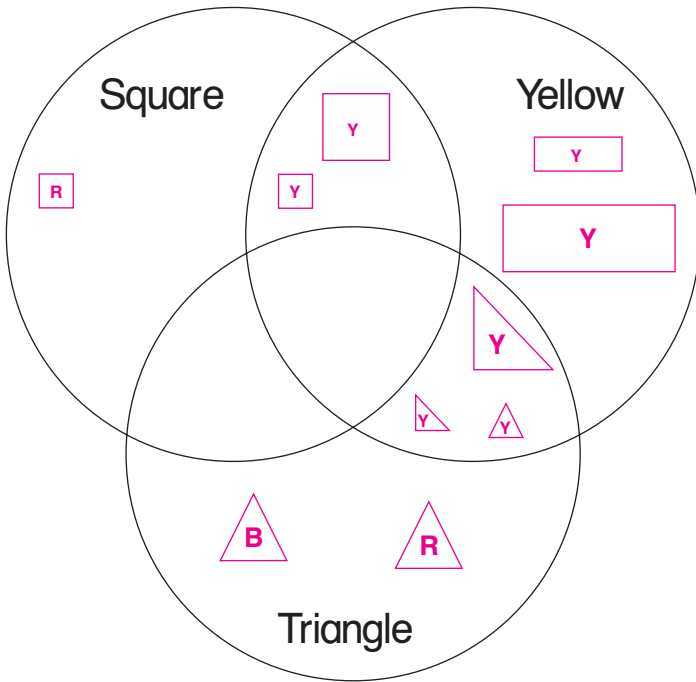
## Venn Diagrams

A Venn diagram is used to sort shapes.



R means red.  
B means blue.  
Y means yellow.

- The sorting rule is square, yellow, and triangle. Draw and color to show how you could sort the shapes above into the Venn diagram.



- Extend It** On a separate sheet of paper use a different rule to sort another set of shapes in a Venn diagram. On the lines below, explain how you sorted your shapes.

**Answers will vary.**

---



---



---