

# How Long Is It? Worksheet


**Directions:** Use unit cubes (1 cm) to measure each picture. Write the length of each object as a decimal, as a fraction, and in words. Use meters as your unit.

1. This pencil is \_\_\_\_\_ units long.

Decimal length: \_\_\_\_\_

Fraction length: \_\_\_\_\_

Word length: \_\_\_\_\_




2. This banana is \_\_\_\_\_ units long.

Decimal length: \_\_\_\_\_

Fraction length: \_\_\_\_\_

Word length: \_\_\_\_\_



3. This green bean is \_\_\_\_\_ units long.

Decimal length: \_\_\_\_\_

Fraction length: \_\_\_\_\_

Word length: \_\_\_\_\_

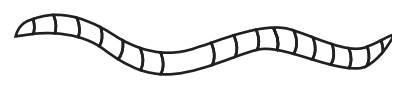


4. This worm is \_\_\_\_\_ units long.

Decimal length: \_\_\_\_\_

Fraction length: \_\_\_\_\_

Word length: \_\_\_\_\_



5. This snake is \_\_\_\_\_ units long.

Decimal length: \_\_\_\_\_

Fraction length: \_\_\_\_\_

Word length: \_\_\_\_\_

