

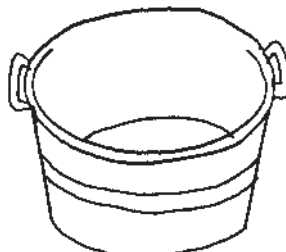
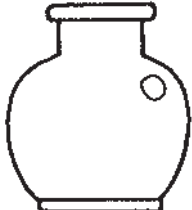











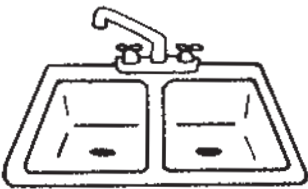


Capacity Picture Cards

Directions: Cut each card along the dotted line. Shuffle and put face-down in a pile.

 <p>40 qt or 40 gal</p>	 <p>1 c or 1 pt</p>	 <p>8 qt or 8 gal</p>	 <p>2 c or 2 gal</p>
 <p>6 pt or 60 c</p>	 <p>12 pt or 12 c</p>	 <p>80 gal or 80 qt</p>	 <p>60 pt or 60 gal</p>
 <p>4 gal or 4 pt</p>	 <p>1 pt or 1 qt</p>	 <p>3 c or 3 pt</p>	 <p>75 L or 7,500 mL</p>
 <p>10 L or 1,000 mL</p>	 <p>1 L or 100 mL</p>	 <p>5 L or 5 mL</p>	 <p>25 L or 250 mL</p>