

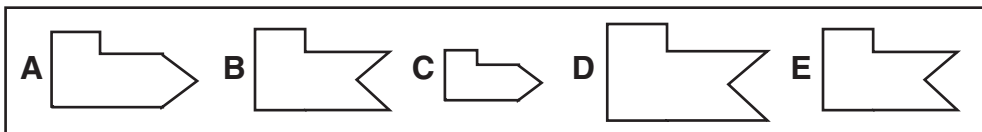


Name \_\_\_\_\_ Date \_\_\_\_\_

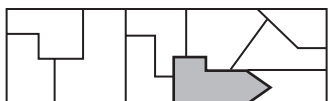
# Congruent Figures

**TAKS** Objective 3  
**TEKS** 4.9B

Use the figures below for Problems 1–4.



1. Candace is putting together a puzzle. What piece will fit into the empty spot?

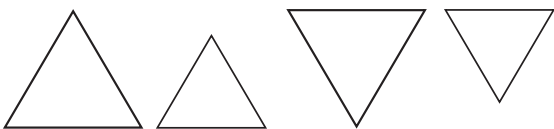


\_\_\_\_\_

3. Which two figures above are congruent?

\_\_\_\_\_

5. Abby is making a pattern. Which figures are congruent?



\_\_\_\_\_

\_\_\_\_\_

2. Brenda drew this figure on a piece of paper. Which figure above is congruent to Brenda's drawing?



\_\_\_\_\_

4. Are figures A and C congruent? Why or why not?

\_\_\_\_\_

\_\_\_\_\_

\_\_\_\_\_

6. Describe the pattern that Abby used in Problem 5. Include the size of the figures and any transformations she may have used.

\_\_\_\_\_