








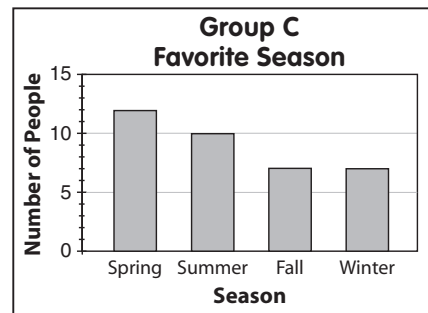
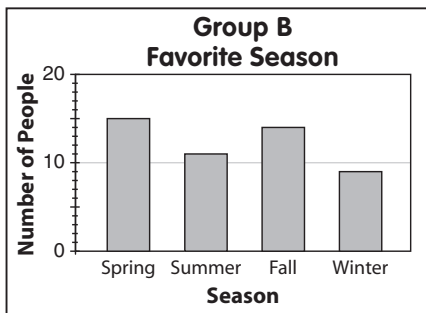
Name _____ Date _____

Choose a Graph

TAKS Objective 5
TEKS 3.13B

Use the graphs to answer questions 1–6.

Group A	
Favorite season	Number of people
Spring	
Summer	
Fall	
Winter	
 = 2 People	



- Luisa knows that the same number of people in her group chose fall as chose winter. Which group was Luisa in?

- Morgan knows that 4 people in his group chose winter as their favorite season. Which group was Morgan in?

- Gil knows that his group had the fewest number of people who chose summer. Which group was Gil in?

- In Dilip's group, twice as many people chose fall as chose winter. Which group was Dilip in?

- Jill drew the pictograph for Group A. Fifteen people in the group chose spring as their favorite season. What does she need to do to correct the pictograph?

- Megan knows that three more people in her group chose fall than chose summer. Which group was Megan in?
