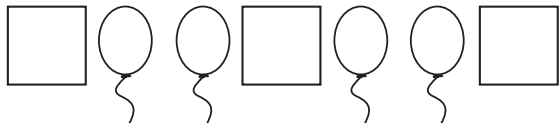


# Find a Pattern

**TAKS Objective 2**  
**TEKS 2.6C**

**Look for the pattern. Solve.**

1. Look at the pattern. What two shapes come next?

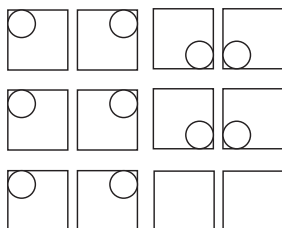


\_\_\_\_\_


3. Millie is making some wrapping paper with a pattern. Here is the beginning of the pattern: a shape with 4 sides, a shape with 3 sides, and a shape with only one side. Draw the first three shapes of the pattern.

\_\_\_\_\_  
\_\_\_\_\_

5. Jenny sees this pattern on the wall tiles. Draw the next 2 tiles.



2. Look at the pattern. What two shapes come next?



\_\_\_\_\_

4. Mary drew this pattern on her bookmark. Draw the missing shape.



6. Which is not a pattern?  
Circle it.

**A**

**B**

**C**