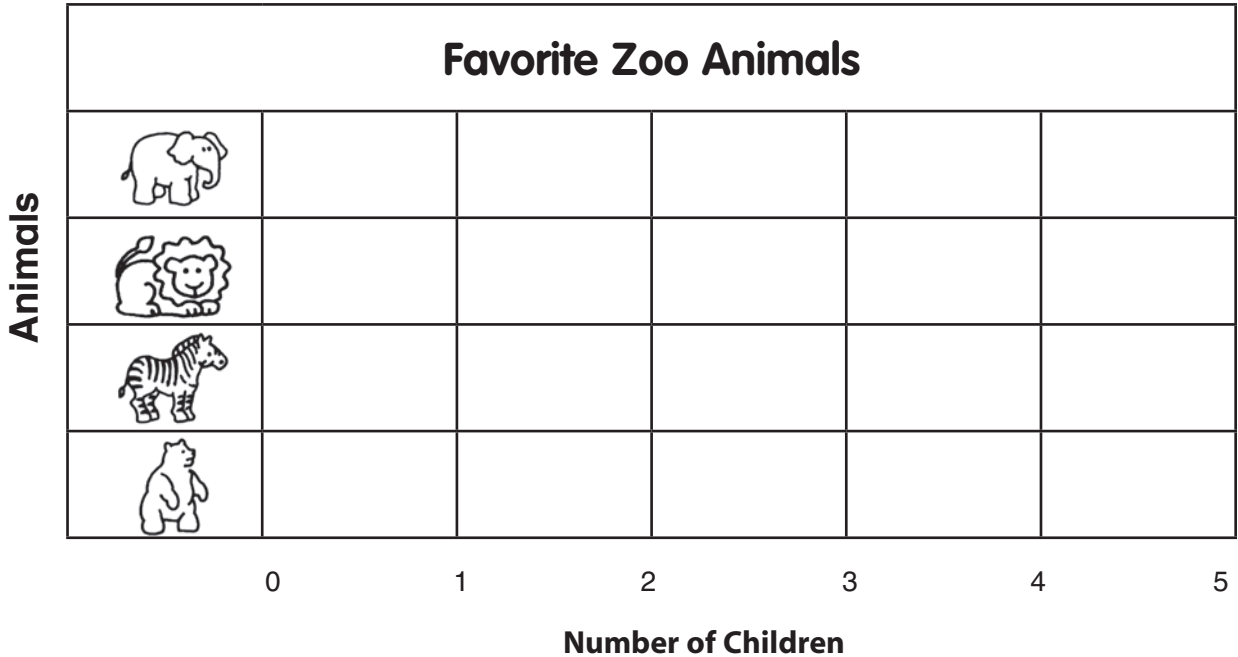


Read a Bar-Type Graph

TAKS Objective 5
TEKS 1.10A

Use the bar graph. Solve.






1. How many kinds of animals does the graph show?

_____ kinds

3. Circle the animal most children like.



5. How many more children like  and  than  ?

_____ more children

2. How many children choose



_____ children

4. How many more children like  than  ?

_____ more children

6. How many fewer children like  than  and  ?

_____ fewer children