

Math at Home

Dear Family,

My class is starting Unit 4, **Geometry and Fractions**. I will learn how to identify and name two- and three-dimensional figures and recognize equal parts. You can help me learn these vocabulary words, and we can do the Math Activity together.

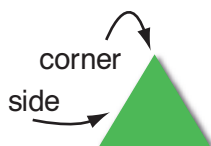
From,



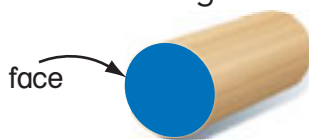
Vocabulary

side The straight part of a figure.

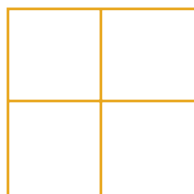
corner The point where the sides meet.



face The part of a three-dimensional figure that is a two-dimensional figure.



equal parts Parts that are the same size.



This square has 4 **equal parts**.



Education Place

Visit www.eduplace.com/txmaf/ for

- eGames and Brain Teasers
- Math at Home in other languages

Family Math Activity

Gather and display objects that have the shape of cones, cylinders, cubes, and other rectangular prisms. Give clues such as, *It rolls and it has no corners*. Have your child name the object and talk about its shape.



Literature

These books link to the math in this unit. Look for them at the library.

- **All Sorts of Shapes**
by Hannah Reidy
(Picture Window Books, 2005)
- **Eating Fractions**
by Bruce McMillan
- **Fraction Fun**
by David Adler

