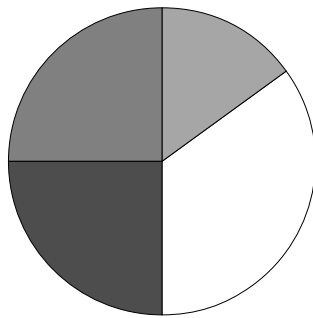


certain event

An event that has a probability of 1.

circle graph



A graph used for data that are parts of a whole.

compound event

In probability, a combination of two or more events.

Example: Flipping a coin and rolling a die is a *compound event*.

cross product

A product obtained by multiplying the second term of one ratio by the first term of another.

Example: If $\frac{a}{b} = \frac{c}{d}$, then $a \times d = c \times b$.

equally likely

Events which have the same chance of occurring.

equivalent ratios

Ratios that show the same comparison.

Example: $\frac{6}{20}$ and $\frac{18}{60}$ are equivalent ratios.

event

In probability, a result of an experiment that can be classified as certain, likely, equally likely, unlikely, or impossible.

experimental probability

The number of favorable outcomes in an event divided by the total number of completed trials of an experiment.

impossible event

An event that has a probability of 0.

organized list

Listing choices to find the number of
all possible combinations of given items.

outcome

A single result in a probability experiment.

per

Per means “to each” or “for each”, when talking about rates.

percent

Means “per hundred.” A ratio of a number to 100. The symbol for percent is %.

probability

The chance of an event occurring.
A probability can be any number from 0 through 1.

proportion

A statement that two ratios are equivalent.

Example: $\frac{9}{27} = \frac{3}{9}$, is a *proportion*.

rate

A ratio of two quantities using different units.

Example: The *rate* of speed of a car might be 60 mi/h or 60 mph.

ratio

A comparison of two numbers by division.

Example: 15 apples to 5 children or 15:5 or $\frac{15}{5}$.

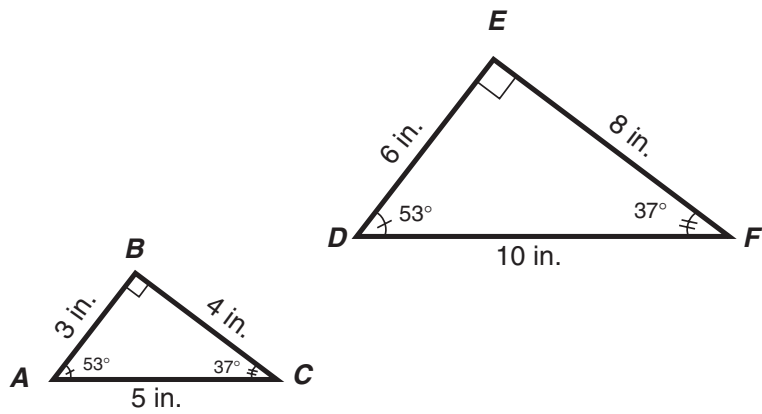
scale

A ratio of the measurements in a drawing to actual measurements.

scale drawing

A drawing created using a scale.

similar figures



Figures that have the same shape but not necessarily the same size.

simplest form

A fraction is in simplest form when the GCF of the numerator and the denominator is 1.

Example: The simplest form of $\frac{9}{12}$ is $\frac{3}{4}$.

speed

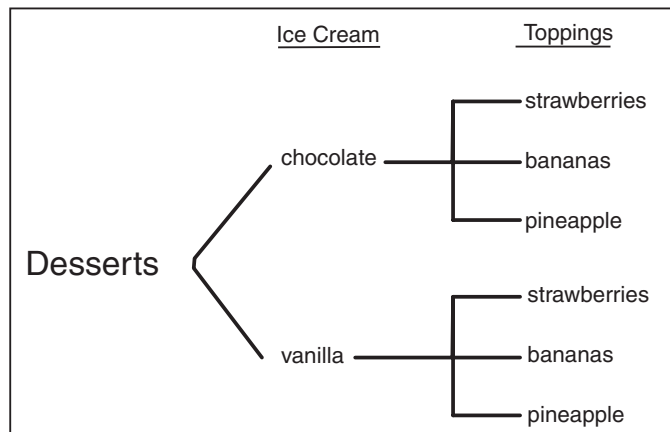
A rate that shows distance per unit of time.

theoretical probability

For a single event, the *theoretical probability* is calculated by dividing the number of favorable outcomes by the total number of possible outcomes.

tree diagram

A diagram that shows combinations of outcomes of an event.



unit rate

A rate in which the second term is 1.

Example: 15 km/1minute